

DM60 with Horizontal Mount —Product Kit Contents—

1. Driver
2. Light Engine




3. Driver Mount Plate with two screws (silver)
4. Flex Mount bracket (black) with mount nut
5. Circle Thing
6. Five Wire Nuts




DM60, 120, 150 with Round Plate Mount —Product Kit Contents—

1. Driver (60W, 120W, or 150W)
2. Light Engine




3. Round Mount Plate with four screws (typically pre-assembled with Driver head)
4. Four Plate Mount Tabs* with Four Silver Screws*
5. Four Rubber Gasket Screws* and Nuts* (black) for fastening to fixture
6. Driver Mount Plate and Two Silver attachment screws*
7. Five Wire Nuts*




* Combined in hardware pack

DM60, 120, 150 with Square Plate Mount —Product Kit Contents—

1. Driver (60W, 120W, or 150W)
2. Light Engine




3. Square Mount Plate with four screws (typically pre-assembled with Driver head)
4. Four Plate Mount Tabs* with Four Silver Screws*
5. Four Rubber Gasket Screws* and Nuts* (black) for fastening to fixture
6. Driver Mount Plate and Two Silver attachment screws*
7. Five Wire Nuts*




* Combined in hardware pack

DM60, 120, 150 with Vertical Mount —Product Kit Contents—

1. Driver (60W, 120W, or 150W)
2. Light Engine



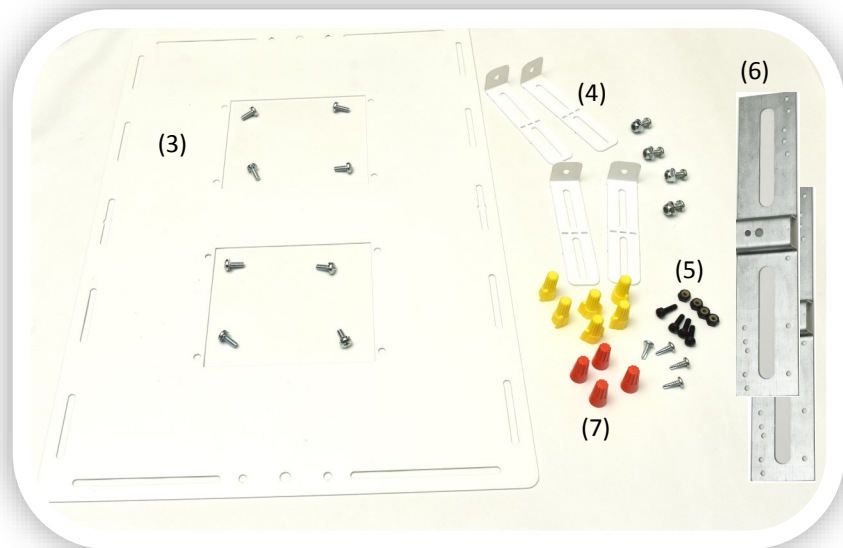

3. Driver Mount Plate with two screws* (silver)
4. Flex Mount bracket (black) with nut* & washer*
5. Base Clamp*
6. Vertical Bracket with two attachment screws
7. Five Wire Nuts*



* Combined in hardware pack

DM240, 300 with Plate Mount —Product Kit Contents—




1. Drivers, two
2. Light Engine, two
3. Rectangular (or round) Plate for Two Light Engines with Eight Attachment Screws (Typically pre-installed)
4. Four White Adjustable Mounting Tabs* with four attachment screws/nuts*.
5. Four Rubber Gasket Screws* and Nuts* (black) for fastening to fixture.
6. Two Driver Mount Plates with two screws each* (silver)
7. Ten Wire Nuts*



*Combined in hardware pack

DM240 with Standard Mount —Product Kit Contents—

1. Drivers, two
2. Light Engine, two
3. Two Driver Mount Plate and Four Silver attachment screws*
4. Flex Mount bracket (black) with nut* & washer*
5. Base Clamp*
6. Four Rubber Gasket Screws* and Nuts* (black) for fastening to fixture
7. Ten Wire Nuts*
8. Kit Level and Secure Wire* and Mounting* (see 9 below)
9. Attachment Picture for Level & Secure Mounting



* Combined in hardware pack